



TT Circuit Assen

4542 m.

CLASSIFICATION

TISSOT GRAND PRIX OF THE NETHERLANDS QUALIFYING PRACTICE

#	Rider	Nation	Team	Motorcycle	Time	Lap Total	Gap	T. Speed
1	51 Eric GRANADO	BRA	JOE RASCAL RACING	LEY-DAVIDSON	1'40.655	4 6		244.3
2	29 Andrea IANNONE	ITA	NITI RACING	LEY-DAVIDSON	1'40.970	3 9	0.315 0.315	240.5
3	99 Oscar GUTIERREZ	SPA	NITI RACING	LEY-DAVIDSON	1'41.413	2 8	0.758 0.443	245.4
4	81 Jordi TORRES	SPA	JOE RASCAL RACING	LEY-DAVIDSON	1'41.743	7 10	1.088 0.330	242.1
5	27 Filippo ROVELLI	ITA	PARKINGO TEAM	LEY-DAVIDSON	1'41.999	2 8	1.344 0.256	247.7
6	69 Archie MCDONALD	AUS	JOE RASCAL RACING	LEY-DAVIDSON	1'42.571	9 9	1.916 0.572	242.6
7	20 Dimas EKKY PRATAMA	INA	NITI RACING	LEY-DAVIDSON	1'42.743	7 9	2.088 0.172	245.4
8	10 Travis WYMAN	USA	SADDLEMEN RACING	LEY-DAVIDSON	1'42.840	3 8	2.185 0.097	244.8
9	85 Jake LEWIS	USA	SADDLEMEN RACING	LEY-DAVIDSON	1'43.557	10 10	2.902 0.717	237.3
10	13 Cory WEST	USA	SADDLEMEN RACING	LEY-DAVIDSON	1'44.200	10 10	3.545 0.643	243.7

Practice condition: Dry

Air: 31°

Humidity: 55%

Ground: 44°

Fastest Lap: Lap: 4 **Eric GRANADO** **1'40.655** 162.4 Km/h

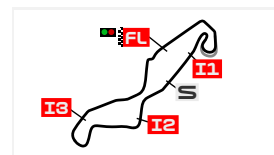
The results are provisional until the end of the limit for protest and appeals.

Time limit for protest expires 60' after publication of the results - Time:

Roland BRONTSEMA
12:40

These data/results cannot be reproduced, stored and/or transmitted in whole or in part by any manner of electronic, mechanical, photocopying, recording, broadcasting or otherwise now known or herein after developed without the previous express consent by the copyright owner, except for reproduction in daily press and regular printed publications on sale to the public within 60 days of the event related to those data/results and always provided that copyright symbol appears together as follows below.

© MotoGP Sports Entertainment Group, 2026



TT Circuit Assen

4542 m.

TOP SPEED & AVERAGE

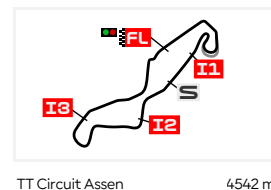
TISSOT GRAND PRIX OF THE NETHERLANDS

QUALIFYING PRACTICE

#	Rider	Nation	Motorcycle	Top 5 speeds					Average	Top
27	Filippo ROVELLI	ITA	HARLEY-DAVIDSO	247.7	246.5	246.0	245.4	244.8	246.1	247.7
20	Dimas EKKY PRATAMA	INA	HARLEY-DAVIDSO	245.4	244.3	242.6	242.6	242.6	243.5	245.4
99	Oscar GUTIERREZ	SPA	HARLEY-DAVIDSO	245.4	243.7	241.0	240.0	240.0	242.0	245.4
10	Travis WYMAN	USA	HARLEY-DAVIDSO	244.8	241.6	241.0	240.5	239.4	241.5	244.8
51	Eric GRANADO	BRA	HARLEY-DAVIDSO	244.3	243.2	238.4	236.8	198.8	232.3	244.3
13	Cory WEST	USA	HARLEY-DAVIDSO	243.7	243.2	242.1	241.6	239.4	241.6	243.7
69	Archie MCDONALD	AUS	HARLEY-DAVIDSO	242.6	241.6	241.6	241.6	241.0	241.7	242.6
81	Jordi TORRES	SPA	HARLEY-DAVIDSO	242.1	241.6	240.5	240.5	240.5	241.0	242.1
29	Andrea IANNONE	ITA	HARLEY-DAVIDSO	240.5	240.0	238.9	238.9	237.8	239.0	240.5
85	Jake LEWIS	USA	HARLEY-DAVIDSO	237.3	236.8	235.8	235.2	234.7	235.8	237.3

These data/results cannot be reproduced, stored and/or transmitted in whole or in part by any manner of electronic, mechanical, photocopying, recording, broadcasting or otherwise now known or herein after developed without the previous express consent by the copyright owner, except for reproduction in daily press and regular printed publications on sale to the public within 60 days of the event related to those data/results and always provided that copyright symbol appears together as follows below.

© MotoGP Sports Entertainment Group, 2026



CHRONOLOGICAL ANALYSIS OF PERFORMANCES

TISSOT GRAND PRIX OF THE NETHERLANDS

QUALIFYING PRACTICE

* Lap / Sector time cancelled
P Crossing the finish line in pit lane

T1 Time from finish line to 1st intermediate
T2 Time from 1st intermed. to 2nd intermed.

T3 Time from 2nd intermed. to 3rd intermed.
T4 Time from 3rd intermediate to finish line

Lap	Lap Time	T1	T2	T3	T4	Speed	Lap	Lap Time	T1	T2	T3	T4	Speed
1st	51	Eric GRANADO		JOE RASCAL RACING		BRA	10	1'41.951	33.650	16.353	28.645	23.303	240.5
		Runs=2	Total laps=6	Full laps=3	Valid laps=3								
1	2'08.894	36.531	17.184	29.578	41.509	238.4							
2	1'41.228	33.708	16.201	28.204	23.115	244.3							
3	1'47.528	38.490	16.824	28.748	23.466	236.8							
4	1'40.655	33.136	16.132	28.304	23.083	243.2							
5	1'55.354 P	34.928	18.356	29.514	32.556	198.8							
6	12'12.490	44.883	21.415	35.885	26.947	197.4							
2nd	29	Andrea IANNONE		NITI RACING		ITA	5th	27	Filippo ROVELLI		PARKINGO TEAM		ITA
		Runs=2	Total laps=9	Full laps=6	Valid laps=6				Runs=2	Total laps=8	Full laps=5	Valid laps=4	
1	2'06.465	35.547	17.413	29.464	38.843	238.9	1	1'53.666	35.550	17.195	29.709	24.857	247.7
2	1'44.425	34.967	16.922	29.219	23.317	238.9	2	1'41.999	33.612	16.177	28.532	23.678	246.5
3	1'40.970	33.253	16.205	28.258	23.254	240.0	3	1'42.592	33.552	16.343	28.895	23.802	244.8
4	1'50.042	36.050	20.492	29.272	24.228	146.5	4	1'51.620 P	33.622	16.250	28.871	32.877	245.4
5	1'56.074 P	34.589	16.846	29.503	35.136	235.8	5	8'01.371	31.345	16.438	29.078	23.881	246.0
6	5'46.203	32.706	16.574	28.985	23.568	240.5	6	1'44.263 *	34.225	16.544	29.017	24.477 *	242.6
7	1'41.302	33.438	16.235	28.279	23.350	237.3	7	1'43.004	33.840	16.342	29.021	23.801	244.3
8	1'48.764	40.093	16.584	28.608	23.479	237.8	8	1'51.548	40.449	17.486	29.428	24.185	226.8
9	1'41.109	33.386	16.214	28.257	23.252	237.8							
3rd	99	Oscar GUTIERREZ		NITI RACING		SPA	6th	69	Archie MCDONALD		JOE RASCAL RACING		AUS
		Runs=2	Total laps=8	Full laps=5	Valid laps=5				Runs=2	Total laps=9	Full laps=6	Valid laps=6	
1	1'52.949	35.072	17.444	29.665	24.360	237.8	1	1'55.586	37.629	17.435	29.996	26.891	242.6
2	1'41.413	33.493	16.141	28.266	23.513	245.4	2	1'46.299	35.605	16.935	29.191	24.568	231.2
3	1'42.745	33.508	16.334	28.784	24.119	243.7	3	1'43.631	34.162	16.436	28.872	24.161	241.6
4	1'50.447 P	33.605	16.393	28.654	31.795	241.0	4	1'42.870	33.811	16.380	28.777	23.902	241.6
5	8'02.165	31.411	16.520	28.756	23.809	239.4	5	1'52.704 P	33.852	16.857	29.397	32.598	240.5
6	1'41.485	33.463	16.261	28.417	23.344	240.0	6	7'21.950	35.924	16.809	29.106	23.866	240.5
7	1'41.503	33.389	16.228	28.481	23.405	240.0	7	1'42.850	33.682	16.599	28.847	23.722	240.5
8	1'41.770	33.504	16.316	28.530	23.420	237.8	8	1'42.771	33.832	16.479	28.874	23.586	241.6
							9	1'42.571	33.666	16.503	28.742	23.660	241.0
4th	81	Jordi TORRES		JOE RASCAL RACING		SPA	7th	20	Dimas EKKY PRATAMA		NITI RACING		INA
		Runs=2	Total laps=10	Full laps=7	Valid laps=7				Runs=2	Total laps=9	Full laps=6	Valid laps=6	
1	1'51.155	35.899	17.054	29.720	24.303	238.4	1	1'58.073	34.173	17.609	29.557	28.145	245.4
2	1'42.818	33.912	16.319	28.964	23.623	241.6	2	1'48.836	34.324	16.487	31.702	26.323	242.6
3	1'43.316	33.596	16.343	29.527	23.850	240.0	3	1'43.902	33.972	16.735	28.919	24.276	240.5
4	1'52.179 P	33.691	16.327	28.711	33.450	242.1	4	1'44.179	33.961	16.571	28.999	24.648	241.0
5	4'50.729	35.191	16.669	29.378	24.127	239.4	5	2'04.638 P	42.308	16.764	29.290	36.276	241.0
6	1'43.251	33.699	16.337	29.241	23.974	240.5	6	5'51.144	33.255	16.529	28.878	24.312	244.3
7	1'41.743	33.561	16.252	28.626	23.304	240.5	7	1'42.743	33.584	16.450	28.696	24.013	242.6
8	1'41.961	33.459	16.389	28.736	23.377	240.0	8	1'43.267	33.693	16.498	28.937	24.139	242.6
9	1'43.972	34.401	16.592	28.794	24.185	238.9	9	1'51.932	40.933	16.676	29.198	25.125	240.0
5th	10	Travis WYMAN		SADDLEMEN RACING		USA	8th	10	Travis WYMAN		SADDLEMEN RACING		USA
		Runs=2	Total laps=8	Full laps=5	Valid laps=5				Runs=2	Total laps=8	Full laps=5	Valid laps=5	
1	1'55.377	37.489	17.679	29.407	25.951	237.8	1	1'55.377	37.489	17.679	29.407	25.951	237.8
2	1'43.255	34.028	16.514	28.706	24.007	244.8	2	1'43.255	34.028	16.514	28.706	24.007	244.8
3	1'42.840	33.781	16.461	28.707	23.891	241.6	3	1'42.840	33.781	16.461	28.707	23.891	241.6
4	1'43.280	33.889	16.542	28.679	24.170	240.5	4	1'43.280	33.889	16.542	28.679	24.170	240.5
5	2'05.768 P	43.502	18.929	29.602	33.735	215.5	5	2'05.768 P	43.502	18.929	29.602	33.735	215.5

Fastest Lap: Eric GRANADO BRA JOE RASCAL RACING **1'40.655** 33.136 16.132 28.304 23.083

These data/results cannot be reproduced, stored and/or transmitted in whole or in part by any manner of electronic, mechanical, photocopying, recording, broadcasting or otherwise now known or herein after developed without the previous express consent by the copyright owner, except for reproduction in daily press and regular printed publications on sale to the public within 60 days of the event related to those data/results and always provided that copyright symbol appears together as follows below.

© MotoGP Sports Entertainment Group, 2026

Qualifying Practice

BWC™

Lap	Lap Time	T1	T2	T3	T4	Speed	Lap	Lap Time	T1	T2	T3	T4	Speed
6	7'38.198	40.970	18.084	30.440	28.706	217.3							
7	1'50.702	41.721	16.566	28.486	23.929	241.0							
8	1'43.438	33.841	16.533	28.804	24.260	239.4							

9th 85 Jake LEWIS SADDLEMEN RACING USA
 Runs=2 Total laps=10 Full laps=7 Valid laps=7

1	1'52.565	36.429	17.582	29.511	24.705	231.2
2	1'44.577	34.551	16.883	28.968	24.175	234.7
3	1'48.732	34.343	18.312	29.893	26.184	210.1
4	1'44.232	34.156	16.588	29.090	24.398	237.3
5	1'56.138 P	36.507	16.856	29.633	33.142	235.2
6	5'23.163	37.099	18.287	32.000	25.141	222.6
7	1'44.188	34.146	16.707	29.053	24.282	236.8
8	1'43.975	34.065	16.651	29.068	24.191	234.7
9	1'51.772	35.129	18.179	31.051	27.413	218.6
10	1'43.557	33.963	16.567	28.928	24.099	235.8

10th 13 Cory WEST SADDLEMEN RACING USA
 Runs=2 Total laps=10 Full laps=7 Valid laps=7

1	1'56.004	37.251	17.657	29.844	25.298	243.7
2	1'45.872	34.865	16.923	29.375	24.709	241.6
3	1'44.756	34.636	16.791	29.110	24.219	243.2
4	1'44.875	34.720	16.639	29.263	24.253	242.1
5	1'52.729 P	34.584	16.750	29.289	32.106	239.4
6	4'33.144	40.615	20.464	30.304	24.969	177.9
7	1'45.147	34.156	16.925	29.492	24.574	237.8
8	1'44.407	34.251	16.806	29.180	24.170	238.9
9	1'44.996	34.639	17.157	29.279	23.921	234.2
10	1'44.200	34.138	16.713	29.153	24.196	239.4

Fastest Lap: Eric GRANADO BRA JOE RASCAL RACING **1'40.655** 33.136 16.132 28.304 23.083

These data/results cannot be reproduced, stored and/or transmitted in whole or in part by any manner of electronic, mechanical, photocopying, recording, broadcasting or otherwise now known or herein after developed without the previous express consent by the copyright owner, except for reproduction in daily press and regular printed publications on sale to the public within 60 days of the event related to those data/results and always provided that copyright symbol appears together as follows below.

© MotoGP Sports Entertainment Group, 2026





TT Circuit Assen

4,423 m.

OFFICIAL STARTING GRID

TISSOT GRAND PRIX OF THE NETHERLANDS

RACE : 9 LAPS = 40.878 KM

1	1 1'40.655 51 Eric GRANADO Harley-Davidson	2	2 1'40.970 29 Andrea IANNONE Harley-Davidson	3	3 1'41.413 99 Oscar GUTIERREZ Harley-Davidson
2	4 1'41.743 81 Jordi TORRES Harley-Davidson	5	5 1'41.999 27 Filippo ROVELLI Harley-Davidson	6	6 1'42.571 69 Archie MCDONALD Harley-Davidson
3	7 1'42.743 20 Dimas EKKY PRATAMA Harley-Davidson	8	8 1'42.840 10 Travis WYMAN Harley-Davidson	9	9 1'43.557 85 Jake LEWIS Harley-Davidson
4	10 1'44.200 13 Cory WEST Harley-Davidson				

FIM BWC Stewards long lap penalty for rider #10

The results are provisional until the end of the limit for protest and appeals.

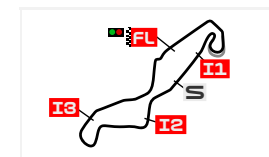
Time limit for protest expires 60' after publication of the results - **Roland BRONTSEMA** Time: **12:47**

These data/results cannot be reproduced, stored and/or transmitted in whole or in part by any manner of electronic, mechanical, photocopying, recording, broadcasting or otherwise now known or herein after developed without the previous express consent by the copyright owner, except for reproduction in daily press and regular printed publications on sale to the public within 60 days of the event related to those data/results and always provided that copyright symbol appears together as follows below.

© MotoGP Sports Entertainment Group, 2026

BEST PARTIAL TIMES

TISSOT GRAND PRIX OF THE NETHERLANDS QUALIFYING PRACTICE



TT Circuit Assen

4542 m.

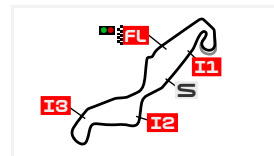
IT Ideal Lap Time, sum of the best partial times

BT Best Lap Time

Pos	<i>T1</i>		<i>T2</i>		<i>T3</i>		<i>T4</i>		Pos	Rider	<i>IT</i>	<i>BT</i>	
	Rider	Time	Rider	Time	Rider	Time	Rider	Time					
1	E.GRANADO	33.136	E.GRANADO	16.132	E.GRANADO	28.204	E.GRANADO	23.083	1	E.GRANADO	1'40.555	1'40.655	(1)
2	A.IANNONE	33.253	O.GUTIERREZ	16.141	A.IANNONE	28.257	A.IANNONE	23.252	2	A.IANNONE	1'40.967	1'40.970	(2)
3	O.GUTIERREZ	33.389	F.ROVELLI	16.177	O.GUTIERREZ	28.266	J.TORRES	23.303	3	O.GUTIERREZ	1'41.140	1'41.413	(3)
4	J.TORRES	33.459	A.IANNONE	16.205	T.WYMAN	28.486	O.GUTIERREZ	23.344	4	J.TORRES	1'41.640	1'41.743	(4)
5	F.ROVELLI	33.552	J.TORRES	16.252	F.ROVELLI	28.532	A.MCDONALD	23.586	5	F.ROVELLI	1'41.939	1'41.999	(5)
6	D.EKKY PRATA	33.584	A.MCDONALD	16.380	J.TORRES	28.626	F.ROVELLI	23.678	6	A.MCDONALD	1'42.374	1'42.571	(6)
7	A.MCDONALD	33.666	D.EKKY PRATAM	16.450	D.EKKY PRATAM	28.696	T.WYMAN	23.891	7	T.WYMAN	1'42.619	1'42.840	(8)
8	T.WYMAN	33.781	T.WYMAN	16.461	A.MCDONALD	28.742	C.WEST	23.921	8	D.EKKY PRATAMA	1'42.743	1'42.743	(7)
9	J.LEWIS	33.963	J.LEWIS	16.567	J.LEWIS	28.928	D.EKKY PRATAM	24.013	9	J.LEWIS	1'43.557	1'43.557	(9)
10	C.WEST	34.138	C.WEST	16.639	C.WEST	29.110	J.LEWIS	24.099	10	C.WEST	1'43.808	1'44.200	(10)

These data/results cannot be reproduced, stored and/or transmitted in whole or in part by any manner of electronic, mechanical, photocopying, recording, broadcasting or otherwise now known or herein after developed without the previous express consent by the copyright owner, except for reproduction in daily press and regular printed publications on sale to the public within 60 days of the event related to those data/results and always provided that copyright symbol appears together as follows below.

© MotoGP Sports Entertainment Group, 2026



TT Circuit Assen

4542 m.

FASTEST LAPS SEQUENCE

TISSOT GRAND PRIX OF THE NETHERLANDS QUALIFYING PRACTICE

Practice Time	#	Rider	Nation	Motorcycle	Time	Km/h	Rider's Lap
3'33.973	81	Jordi TORRES	SPA	HARLEY-DAVIDS	1'42.818	159.0	2
3'34.362	99	Oscar GUTIERREZ	SPA	HARLEY-DAVIDS	1'41.413	161.2	2
3'50.122	51	Eric GRANADO	BRA	HARLEY-DAVIDS	1'41.228	161.5	2
5'31.860	29	Andrea IANNONE	ITA	HARLEY-DAVIDS	1'40.970	161.9	3
7'18.305	51	Eric GRANADO	BRA	HARLEY-DAVIDS	1'40.655	162.4	4

These data/results cannot be reproduced, stored and/or transmitted in whole or in part by any manner of electronic, mechanical, photocopying, recording, broadcasting or otherwise now known or herein after developed without the previous express consent by the copyright owner, except for reproduction in daily press and regular printed publications on sale to the public within 60 days of the event related to those data/results and always provided that copyright symbol appears together as follows below.

© MotoGP Sports Entertainment Group, 2026